

STYLE GUIDELINES



PROJECT GUIDELINES

BASICS

DELIVERY MEDIUM

The Office tv guide will be delivered in PowerPoint format. This is because PowerPoint is simple and easy to use. Below are some guidelines that were used in the planning of this project.

CHOICE OF FONT

American Typewrite was the choice of font for this project. This is because American Typewriter was the font that was used in the tv series.

COLOR SCHEME

The color scheme that was chosen was red, white, blue, green, black and brown-yellow. These colors were chosen to match the feel of the setting within **The Office**, which was bland and uninteresting.

NAVIGATION LABELS

The labels that were chosen to navigate within the project are a right arrow, a left arrow, a home icon, and the faces of each character as a mini icon which would redirect the user to their matching character-specific pages.

BUTTON SIZES

The button sizes for the arrows are small and identical to each other so as to give each page enough room to breath, while the home button is big enough to be distinguishable.

PLACEMENT

The left-arrow is placed on the lower-left side of the page and the right-arrow is placed on the lower-right side of the page beneath the other elements of the page in order to be for them to clearly be seen and each arrow points in the direction the slide will go if clicked upon. The home button is placed in the high-left corner of the page in order to have visibility.

TYPOGRAPHY

THIS TYPEFACE WAS CHOSEN BECAUSE IT IS THE SAME FONT USED IN THE TV SERIES. IT IS EASY TO READ AND CAN BE USED FOR A HUGE VARIETY OF TASKS. FOR TITLES AND NAMES, AMERICAN TYPEWRITER SIZE 41 ,BOLD, IS USED, WHILE AMERICAN TYPEWRITER 24, LIGHT, IS USED FOR CHARACTER BIOS AND SMALLER LABELS.

AMERICAN

TYPEWRITER

ABCDEFGHIJKLMNOPQRSTUVWXYZ

QRSTUVWXYZ

1234567890

41 BOLD
ABCDEFGHIJ
KLMNOPQ
RSTUVWXYZ
1234567890



24 LIGHT

ABCDEFGHIJKLMNOPQRSTUVWXYZ1234
567890

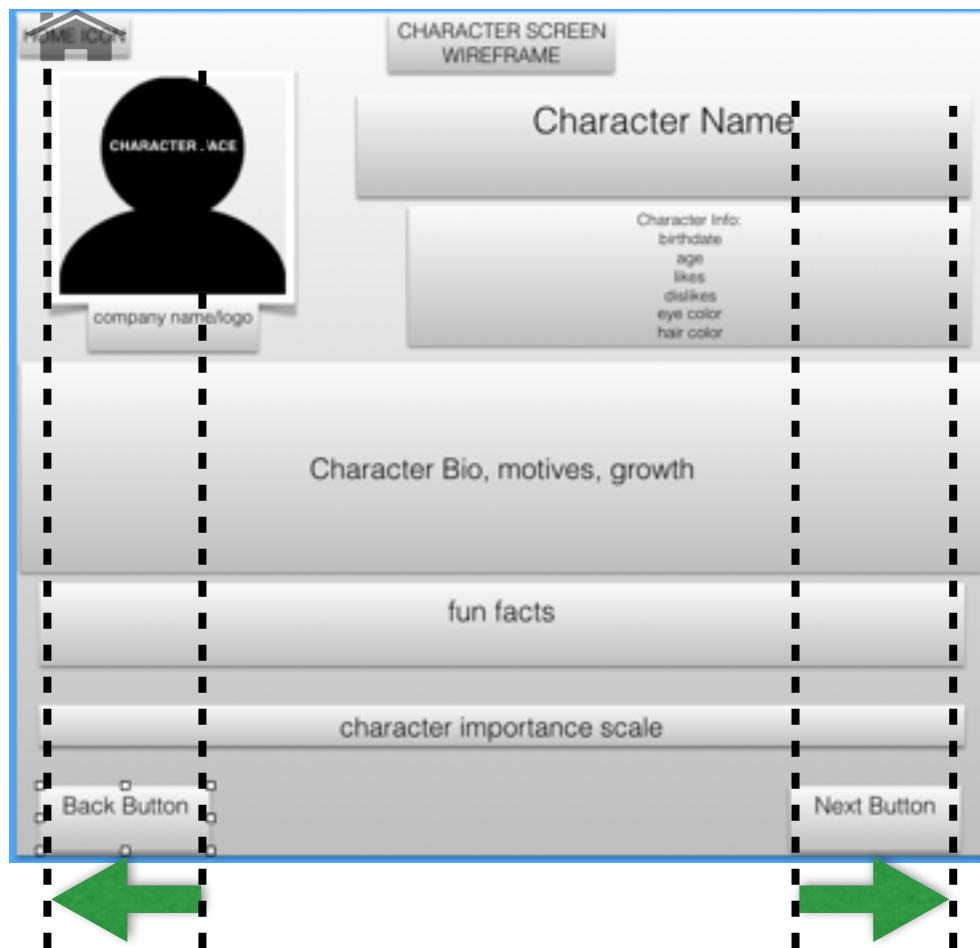
COLOR SCHEME

MAIN COLOR	SECONDARY COLOR	SECONDARY COLOR	SECONDARY COLOR	MAIN COLOR	SECONDARY COLOR
WHITE	BLUE	RED	GREEN	BROWNISH GOLD	BLUE

NAVIGATION LABELS



BUTTON SIZE AND PLACEMENT



This is an example of a character page. In it are labels of where the back and next arrows should be placed. Each arrow should be placed in the lower-left or lower-right depending on the direction they are pointing. They should be able to fit within the box labeling their supposed position of placement. The same goes for the home button, as it should be a little bit wider than it is long.
